


## Getting Started with Search Tools

Search Tools (<http://searchtools.lib.umich.edu/>) is your customizable portal to UM library databases, indexes, networked electronic resources, e-journals, web resources and catalogs.

With Search Tools, you can:

- Search across a variety of library databases simultaneously, which makes getting started on scholarly research more effective than using Google or Yahoo!
- Find the best databases, indexes, journals, online encyclopedias, or e-book collections for your topic from the hundreds of specialized resources made available to you by the library.
- Create your own groups of favorite databases, save favorite searches in those groups, and manage your own e-Journal list as well.


Access Search Tools at: <http://searchtools.lib.umich.edu/> or click on the  link at the top of any Mirlyn (the library catalog) screen (<http://mirlyn.lib.umich.edu/>).

Please note that Search Tools requires recent versions of web browsers (at minimum Internet Explorer 5.x, Netscape 6.2, Safari 1.1 or Firefox 1.0.5).

### Searching for Articles

#### Quick Search

Find Articles, Books, and more. ([Help](#))

Quick Search is the fastest way to find articles on a topic as defined in a number of broad subject categories. Enter your key terms and select one of the broad subject categories. Then click on the  button to start your cross-search of multiple databases. The Summary By Database screen will indicate the number of results for each database searched. Click on the View Retrieved Link.

### Search Results

The Quick Search Results list includes the first results fetched from the combined databases that were searched. The results are displayed in the order of their relevance to the term(s) you entered. You can sort the results again, for example, by year or author, or by selecting an option in the **Sort by** menu. Your Quick Search Results list will include a link to help you find the full text of the article ([Find It!](#)). Navigate through your results by clicking on the **Previous** and **Next** icons, or by jumping to a specific result record (use the **Jump to #:** box). You can save

records for future use or for mailing/exporting by clicking on the plus icon (+). Click on a title from the results list to display the full citation record.

Sample Search Tools results list:

Search for "polymers" in Engineering found 268685 results


Results list Citation list Jump to #:  Sort by: Relevance

1- 30 of 120 records retrieved ([Fetch more results](#)) [Refine via Power Search](#) [Previous](#) [Next](#)

No.	Author	Title	Year	Database	Action
1	Shi, Jun	<a href="#">A postfunctionalization strategy to develop carbazole-based photorefractive polymers with low T<sub>g</sub></a>	2005	Engineering Index (Compendex)	<a href="#">Find It!</a> (+)
2	Nakhmanson, S.M.	<a href="#">Ab Initio Studies of Polarization and Piezoelectricity in Vinylidene Fluoride and BN-Based Polymers</a>	2004	Engineering Index (Compendex)	<a href="#">Find It!</a> (+)
3	Chang, Jae-Soo	<a href="#">Alkylamine odors from degradation of flocculant polymers in sludges</a>	2005	Engineering Index (Compendex)	<a href="#">Find It!</a> (+)

## How to Find a Database for Your Subject

Click on the **Find Databases** tab in the Search Tools navigation bar. Click on a subject category to display the specific, focused sub-categories in that subject.

Click on the  button to display all the databases available in your subject. You can search a specific database by clicking on its title, or you can add a specific database to your personalized search set. You can also browse alphabetically the list of databases available from the University Library and Kresge Business Library (return to the **Find Databases** screen and click on the **By Name** tab).

## How to Find an e-Journal

Click on the **Find e-Journals** tab. On the default **By Journal Name** search screen, type in the title of a specific electronic journal. You can also browse alphabetically the list of electronic journals available from the University Library (click on the first letter of the first major word in the journal title).

## Questions?

If you have questions about Search Tools that are not answered by this handout or by the online help, stop by any library service desk or contact the Ask Us service (<http://www.lib.umich.edu/askus/>). For more complete instructions on maximizing Search Tools features, see **Using Search Tools** at: <http://www.lib.umich.edu/help/searchtools/usingsearchtools.pdf>.